

8

7

6

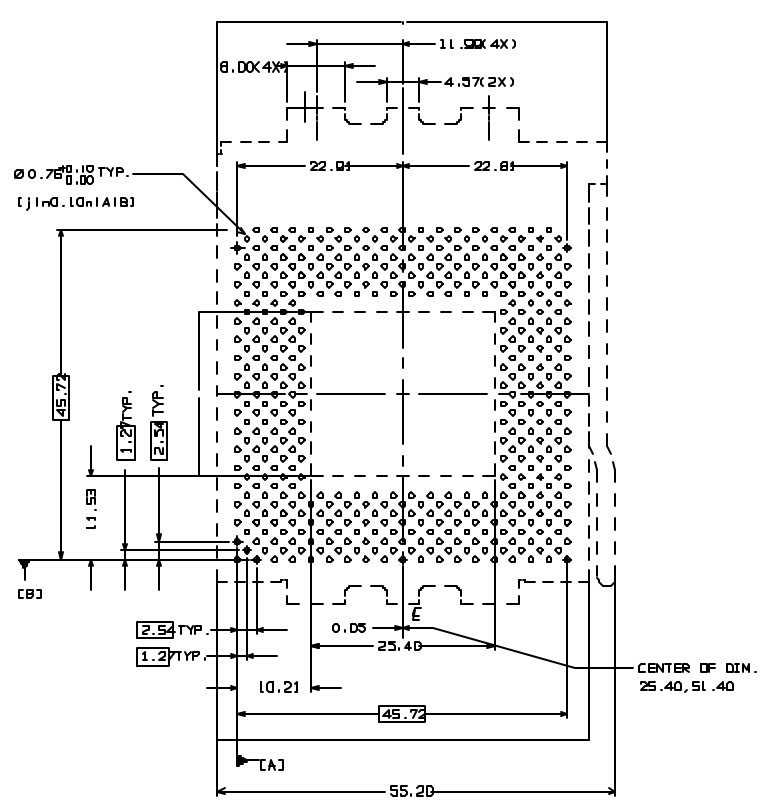
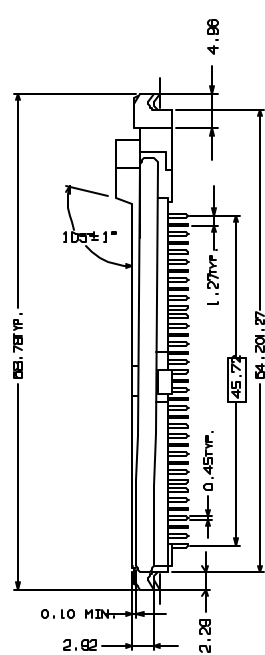
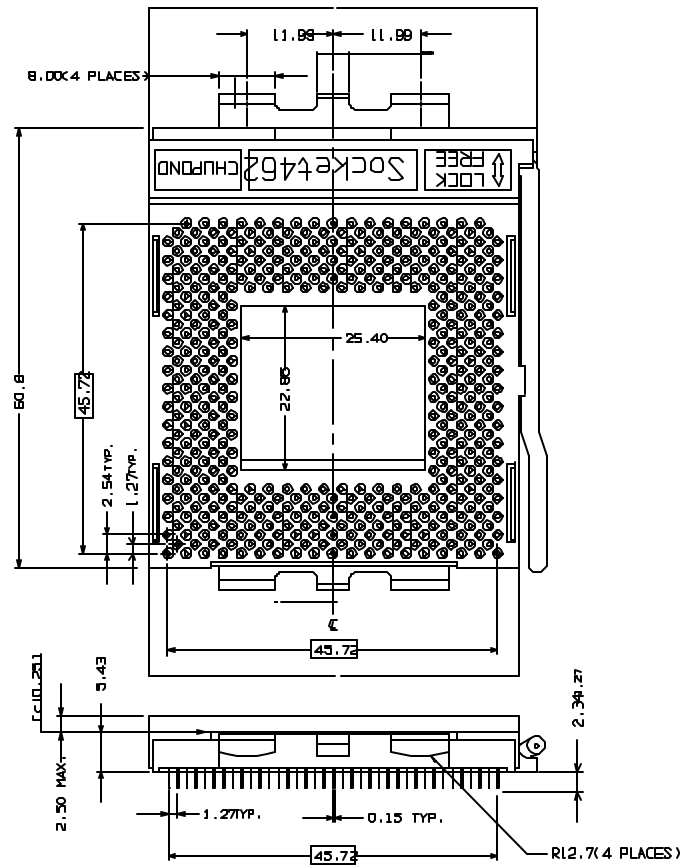
5

4

3

2

1



RECOMMENDED PCB LAYOUT

NOTE

- 1 MATERIAL:
  - BASE : REINFORCED THERMOPLASTIC LCP,UL 94V-0 RATED.
  - COVER : REINFORCED THERMOPLASTIC LCP,UL 94V-0 RATED.
  - CONTACT : HI-STRENGTH COPPER ALLOY.
  - ACTUATOR : STAINLESS STEEL ROD.
- 2 CONTACT PLATING:
  - \* GOLD PLATING IN CONTACT AREA,OVER 50u" NICKEL UNDER PLATING.
  - \* TIN/LEAD 100u" IN SOLDER TAIL OVER 50u" NICKEL.

3 ELECTRICAL PROPERTIES:

- CONTACT RESISTANCE : DELTA 10 MILLIOHMS MAX.
- CONTACT RATING : 1.5 AMP.
- DIELECTRIC WITHSTANDING VOLTAGE : 1000 VOLTS (RMS) PER EIA-364-TP20.
- INSULATION RESISTANCE : 1000 MEGOHMS MIN. DC 500V PER 364-TP21.

DO NOT SCALE DRAWING

UNLESS OTHERWISE SPECIFIED  
ALL DIMENSIONS ARE IN mm  
TOLERANCES

.X = +0.25  
.XX = +0.25  
.XXX = +/-

ANGLE : + 3°

DRAWN BY

CHK'D BY

APP'D BY

LJ,H

SCALE NONE

CUSTOMER COPY



CHUPOND

PRECISION CO., LTD.

FILE NAME :067XX14462-A-CLS

SHEET 1 OF 1

TITLE : Socket 462

DWG. NO. : 067-XX-14462-A

REV 01

01 PRELIMINARY

LTR REVISION RECORD

ECR

ECN

DRG

CHK

DATE

LJ,H

000112

THIS DRAWING CONTAINS INFORMATION THAT IS PROPRIETARY TO CHUPOND LTD. AND SHOULD NOT BE USED WITHOUT WRITTEN PERMISSION.